

Motorised vertical test stand SAUTER TVM-N · TVM-NL

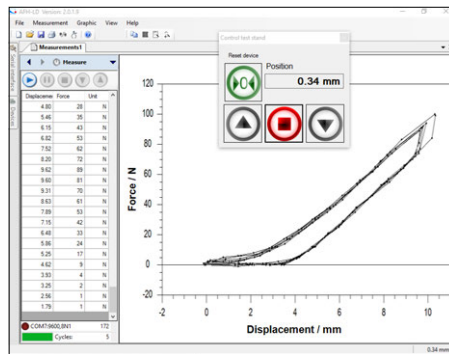


Test stand with electric motor for standard measurements
 – now with longer guide columns




Premium operating panel

- Digital speed display
- Digital repeat function




Control of the test stand using SAUTER PC software AFH



Solid and flexible possibilities of fixation for supports of test objects, as well as universal force measuring clamps, inox ball heads for compression and fracture tests, bending devices etc., see accessories page 30ff

Motorised vertical test stand SAUTER TVM-N · TVM-NL



Features

- **Force controlled automatic switchoff**, Teststop after achieving an adjusted limit load, only in combination with a SAUTER FH force gauge
- Maximum travel distance protected by electronic end switches
- **SAUTER LA length measuring device as standard**, to read the travel distance with a readout of 0.01 mm
- **Particularly flexible mounting options** for the most variable force measuring devices, such as, SAUTER FC, FH, FA, FK, FL:
 - **1** Direct mounting of measuring devices with internal load cell up to [Max] of 500 N (only with TVM 5000N230N. and TVM 10KN120N.)
 - **2** Direct mounting of the external measuring cell on the traverse, from 1000N measurement range and higher (only for TVM-N. ≥ 20 kN)
 - **3** Mount for force-measuring devices from the SAUTER FH range with external measuring cell
- The large figure shows the TVM-N test stand with: SAUTER FH force measuring device, SAUTER LB length measuring device, longer guide columns as well as mount for force measuring device and test objects, not supplied with the product

Technical data

- Speed accuracy: 3 % of [Max]
- Initial height of the mounting plate from the upper edge of the motor housing: 171 mm
- Maximum stroke of the mounting plate: 385 mm
- Minimal distance between mounting plate and underside of the upper device mounting: 85 mm
- Dimensional drawing see on the internet
- Net weight on request

Accessories

- **Length measuring device** SAUTER LB, SAUTER LB 300-2.
- **Mounting the length measuring device LB** onto a SAUTER test stand at the factory, SAUTER LB-A02
- **Force-time data transfer software** for graphical representation on the PC and data transfer to Microsoft Excel®, SAUTER AFH FAST
- **Force-displacement data transfer software** with graphic display of the measurement process, only in combination with SAUTER LB, SAUTER AFH FD
- **3 Mount for force measuring devices** from the SAUTER FH range with external load cell, SAUTER TVM-A01
- **Longer columns** with the same travel distance, up to 500 mm, SAUTER AFH 18

STANDARD























OPTION



Model	Measuring range [Max] N	Speed range mm/min	Max. travelling distance mm	Length of columns mm	
SAUTER					
TVM 5000N230N.	5000	10-230	210	635	
TVM 5000N230NL	5000	10-230	210	1135	
TVM 10KN 120N.	10000	30-120	210	1135	
TVM 20KN 120N.	20000	30-120	210	1135	
TVM 30KN70N.	30000	5-70	210	1135	

Pictograms

 Adjusting program (CAL): For quick setting of the instrument's accuracy. External adjusting weight required.	 Control outputs (optocoupler, digital I/O): to connect relays, signal lamps, valves, etc.	 Battery operation: Ready for battery operation. The battery type is specified for each device.
 Calibration block: standard for adjusting or correcting the measuring device.	 Analogue interface: to connect a suitable peripheral device for analogue processing of the measurements	 Rechargeable battery pack: rechargeable set.
 Peak hold function: capturing a peak value within a measuring process.	 Statistics: using the saved values, the device calculates statistical data, such as average value, standard deviation etc.	 Mains adapter: 230V/50Hz in standard version for EU. On request GB, AUS or USA version available.
 Scan mode: continuous capture and display of measurements.	 PC Software: to transfer the measurement data from the device to a PC.	 Power supply: Integrated, 230V/50Hz in EU. More standards e.g. GB, AUS or USA on request.
 Push and Pull: the measuring device can capture tension and compression forces.	 Printer: a printer can be connected to the device to print out the measurement data.	 Motorised drive: The mechanical movement is carried out by an electric motor.
 Length measurement: captures the geometric dimensions of a test object or the movement during a test process.	 GLP/ISO record keeping: of measurement data with date, time and serial number. Only with SAUTER printers	 Motorised drive: The mechanical movement is carried out by a synchronous motor (stepper).
 Focus function: increases the measuring accuracy of a device within a defined measuring range.	 Measuring units: Weighing units can be switched to e.g. non-metric at the touch of a key. Please refer to website for more details.	 Fast-Move: the total length of travel can be covered by a single lever movement.
 Internal memory: to save measurements in the device memory.	 Measuring with tolerance range (limit-setting function): Upper and lower limiting can be programmed individually. The process is supported by an audible or visual signal, see the relevant model	 DAkKS calibration possible: The time required for DAkKS calibration is shown in days in the pictogram.
 Data interface RS-232: bidirectional, for connection of printer and PC.		 Factory calibration: The time required for factory calibration is specified in the pictogram.
 Data interface USB: To connect the measuring instrument to a printer, PC or other peripheral devices.		 Package shipment: The time required for internal shipping preparations is shown in days in the pictogram.
 Data interface Infrared: To transfer data from the measuring instrument to a printer, PC or other peripheral devices.	 ZERO: Resets the display to "0".	 Pallet shipment: The time required for internal shipping preparations is shown in days in the pictogram.

Your KERN specialist dealer: