

Load cells SAUTER CK P1-4 · Junctionbox CJ P



CK P1



CK P2



CK P3




CK P4



CK P1-4

Miniature load cells made of aluminium




- Dust and spray protection to IP65 (in accordance with EN 60529)
- Aluminium
- High level of accuracy
- Suitable for small scales and kitchen scales and force-measuring devices
- 4-wire connection

Model	Nominal load	
SAUTER	kg	
CK 600-0P1	0,6	
CK 1-0P1	1	
CK 2-0P1	2	
CK 3-0P1	3	
CK 5-0P1	5	
CK 6-0P1	6	
CK 300-0P2	0,3	
CK 600-0P2	0,6	
CK 1000-0P3	1	
CK 100-0P4	0,1	
CK 120-0P4	0,12	
CK 300-0P4	0,3	
CK 500-0P4	0,5	

CJ P

Junctionbox CJ P




































- Prepared for 4-wire and 6-wire measuring cells
- Models available for 2, 4, 6 or 8 load cells
- Robust aluminium die-cast housing with protection against dust and spray to IP65

Model	Number of connections	
SAUTER		
CJ P2	2	
CJ P4	4	
CJ P6	6	
CJ P8	8	



Note: Further details and plenty of further accessories see internet

Pictograms

 Adjusting program (CAL): For quick setting of the instrument's accuracy. External adjusting weight required.	 Control outputs (optocoupler, digital I/O): to connect relays, signal lamps, valves, etc.	 Battery operation: Ready for battery operation. The battery type is specified for each device.
 Calibration block: standard for adjusting or correcting the measuring device.	 Analogue interface: to connect a suitable peripheral device for analogue processing of the measurements	 Rechargeable battery pack: rechargeable set.
 Peak hold function: capturing a peak value within a measuring process.	 Statistics: using the saved values, the device calculates statistical data, such as average value, standard deviation etc.	 Mains adapter: 230V/50Hz in standard version for EU. On request GB, AUS or USA version available.
 Scan mode: continuous capture and display of measurements.	 PC Software: to transfer the measurement data from the device to a PC.	 Power supply: Integrated, 230V/50Hz in EU. More standards e.g. GB, AUS or USA on request.
 Push and Pull: the measuring device can capture tension and compression forces.	 Printer: a printer can be connected to the device to print out the measurement data.	 Motorised drive: The mechanical movement is carried out by a electric motor.
 Length measurement: captures the geometric dimensions of a test object or the movement during a test process.	 GLP/ISO record keeping: of measurement data with date, time and serial number. Only with SAUTER printers	 Motorised drive: The mechanical movement is carried out by a synchronous motor (stepper).
 Focus function: increases the measuring accuracy of a device within a defined measuring range.	 Measuring units: Weighing units can be switched to e.g. non-metric at the touch of a key. Please refer to website for more details.	 Fast-Move: the total length of travel can be covered by a single lever movement.
 Internal memory: to save measurements in the device memory.	 Measuring with tolerance range (limit-setting function): Upper and lower limiting can be programmed individually. The process is supported by an audible or visual signal, see the relevant model	 DAkkS calibration possible: The time required for DAkkS calibration is shown in days in the pictogram.
 Data interface RS-232: bidirectional, for connection of printer and PC.	 Measuring units: Weighing units can be switched to e.g. non-metric at the touch of a key. Please refer to website for more details.	 Factory calibration: The time required for factory calibration is specified in the pictogram.
 Data interface USB: To connect the measuring instrument to a printer, PC or other peripheral devices.	 Measuring units: Weighing units can be switched to e.g. non-metric at the touch of a key. Please refer to website for more details.	 Package shipment: The time required for internal shipping preparations is shown in days in the pictogram.
 Data interface Infrared: To transfer data from the measuring instrument to a printer, PC or other peripheral devices.	 ZERO: Resets the display to "0".	 Pallet shipment: The time required for internal shipping preparations is shown in days in the pictogram.

Your KERN specialist dealer: