



Universal digital force gauges for tension and compression tests with integrated measuring cell and RS-232 data interface

Features

- **Turnable display** with backlight
- **1** Can be mounted on all SAUTER test stands
- Digital force gauge with internal sensor
- **Data interface RS-232**, included
- **2** Standard attachments: as shown below, extension rod: 90 mm
- **3** Delivered in a hard carrying case
- Selectable measuring units: N, lb, kg
- **Peak-Hold function** to capture peaks (measurement result will be "frozen" for a short time) or **Track function** mode for a continuous measurement indication (period of time approx. 10 s)
- **Limit value function**, programming of Max./Min., in pull and push direction, with output of acoustic and optical signal. Ideal mode for efficient and accurate testing of standard parts
- **Auto-Power-Off**
- **Internal memory** for up to 10 measurements
- **Mini Statistics Kit**: calculates the average result from up to ten stored single results, min., max., n


Technical data

- High resolution: up to 10,000 points (total measuring range)
- Internal measuring frequency: 2000 Hz
- Precision: 0,5 % of [Max]
- Overload protection: 150 % of [Max]
- Dimensions W×D×H 66×36×230 mm
- Thread: M6
- Rechargeable battery pack integrated, standard, operating time up to 12 h without backlight, charging time approx. 4 h
- Net weight approx. 0,64 kg

Accessories

- **Relais module**, serves to amplify the output signal of the dynamometer to control direct actions, SAUTER AFH-02
- **Force-time data transfer software** for graphical representation on the PC and data transfer to Microsoft Excel®, SAUTER AFH FAST
- **Force-displacement data transfer software** with graphic display of the measurement process, SAUTER AFH FD
- **2** **Standard attachments**, SAUTER AC 43
- **Matrix needle printer** KERN YKN-01N
- **Thermal printer**, KERN YKB-01N
- **Statistics thermal printer**, KERN YKS-01
- **Label printer**, KERN YKE-01
- Further accessory see www.sauter.eu and page 24 et seqq.

STANDARD



































OPTION



s. p. 65

Model	Measuring range	Readout	Option DAKkS calibration certificate			
			Tensile force		Compressive force	
			DAKkS KERN	DAKkS KERN	DAKkS KERN	DAKkS KERN
SAUTER	[Max] N	[d] N				
FH 2.	2	0,001	963-161	963-261	963-361	
FH 5.	5	0,001	963-161	963-261	963-361	
FH 10.	10	0,005	963-161	963-261	963-361	
FH 20.	20	0,01	963-161	963-261	963-361	
FH 50.	50	0,01	963-161	963-261	963-361	
FH 100.	100	0,05	963-161	963-261	963-361	
FH 200.	200	0,1	963-161	963-261	963-361	
FH 500.	500	0,1	963-161	963-261	963-361	

	Adjusting program (CAL): For quick setting of the balance's accuracy. External adjusting weight required.		Control outputs (optocoupler, digital I/O): to connect relays, signal lamps, valves, etc.		Mains adapter: 230V/50Hz in standard version for EU. On request GB, AUS or USA version available.
	Calibration block: standard for adjusting or correcting the measuring device.		Analogue interface: to connect a suitable peripheral device for analogue processing of the measurements.		Power supply: Integrated, 230V/50Hz in EU. More standards e.g. GB, AUS or USA on request.
	Peak hold function: capturing a peak value within a measuring process.		Statistics: using the saved values, the device calculates statistical data, such as average value, standard deviation etc.		Motorised drive: The mechanical movement is carried out by a electric motor.
	Scan mode: continuous capture and display of measurements.		PC Software: to transfer the measurements from the device to a PC.		Motorised drive: The mechanical movement is carried out by a synchronous motor (stepper).
	Push and Pull: the measuring device can capture tension and compression forces.		Printer: a printer can be connected to the device to print out the measurements.		Fast-Move: the total length of travel can be covered by a single lever movement.
	Length measurement: captures the geometric dimensions of a test object or the movement during a test process.		GLP/ISO record keeping: of measurements with date, time and serial number. Only with SAUTER printers.		DAkkS calibration possible: The time required for DAkkS calibration is shown in days in the pictogram.
	Focus function: increases the measuring accuracy of a device within a defined measuring range.		Measuring units: Weighing units can be switched to e.g. non-metric at the touch of a key. Please refer to website for more details.		Factory calibration: The time required for factory calibration is specified in the pictogram.
	Internal memory: to save measurements in the device memory.		Measuring with tolerance range: Upper and lower limiting can be programmed individually, e.g. for sorting and dosing.		Package shipment: The time required for internal shipping preparations is shown in days in the pictogram.
	Data interface RS-232: bidirectional, for connection of printer and PC.		ZERO: Resets the display to "0".		Pallet shipment: The time required for internal shipping preparations is shown in days in the pictogram.
	Data interface USB: To connect the balance to a printer, PC or other peripheral devices.		Battery operation: Ready for battery operation. The battery type is specified for each device.		Warranty: The warranty period is shown in the pictogram.
	Data interface Infrared: To transfer data from the balance to a printer, PC or other peripheral devices.		Rechargeable battery pack: rechargeable set.		

Your SAUTER specialist dealer: