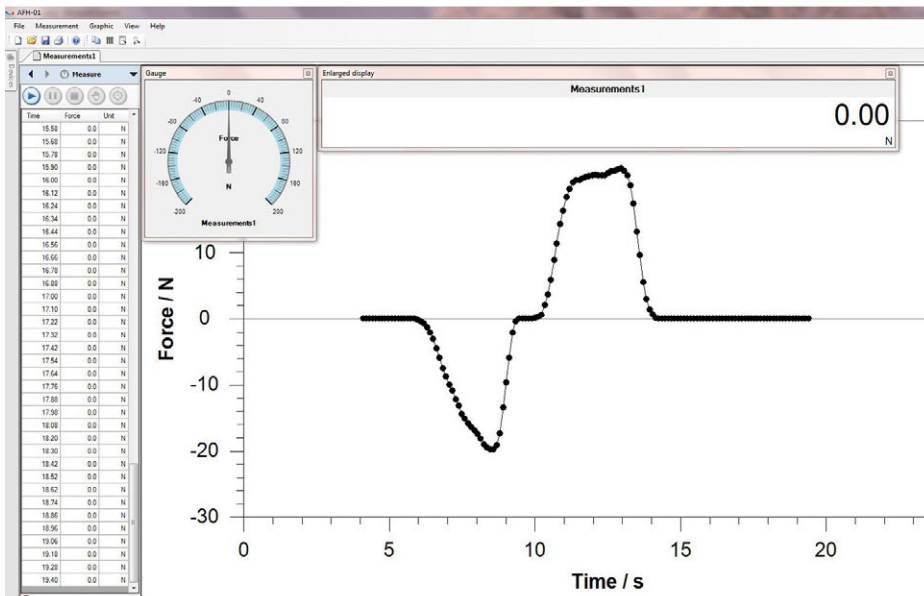


Data transfer software SAUTER AFH FAST



x	y	Unit	DeviceName	UpperLimit	LowerLimit	DateTimeMeasurement
2	4.113088991	0 s	N	FH 200	NaN	2011-11-09T11:51:26.0937552+01:00
3	4.228979206	0 s	N	FH 200	NaN	2011-11-09T11:51:26.0937552+01:00
4	4.343920234	0 s	N	FH 200	NaN	2011-11-09T11:51:26.0937552+01:00
5	4.458870606	0 s	N	FH 200	NaN	2011-11-09T11:51:26.0937552+01:00
6	4.573811978	0 s	N	FH 200	NaN	2011-11-09T11:51:26.0937552+01:00
7	4.688753350	0 s	N	FH 200	NaN	2011-11-09T11:51:26.0937552+01:00
8	4.803694722	0 s	N	FH 200	NaN	2011-11-09T11:51:26.0937552+01:00
9	4.918636094	0 s	N	FH 200	NaN	2011-11-09T11:51:26.0937552+01:00
10	5.033577466	0 s	N	FH 200	NaN	2011-11-09T11:51:26.0937552+01:00
11	5.148518838	0 s	N	FH 200	NaN	2011-11-09T11:51:26.0937552+01:00
12	5.263460210	0 s	N	FH 200	NaN	2011-11-09T11:51:26.0937552+01:00
13	5.378401582	0 s	N	FH 200	NaN	2011-11-09T11:51:26.0937552+01:00
14	5.493342954	0 s	N	FH 200	NaN	2011-11-09T11:51:26.0937552+01:00
15	5.608284326	0 s	N	FH 200	NaN	2011-11-09T11:51:26.0937552+01:00
16	5.723225698	0 s	N	FH 200	NaN	2011-11-09T11:51:26.0937552+01:00
17	5.838167070	0 s	N	FH 200	NaN	2011-11-09T11:51:26.0937552+01:00
18	5.953108442	0 s	N	FH 200	NaN	2011-11-09T11:51:26.0937552+01:00
19	6.068049814	0 s	N	FH 200	NaN	2011-11-09T11:51:26.0937552+01:00
20	6.182991186	0 s	N	FH 200	NaN	2011-11-09T11:51:26.0937552+01:00
21	6.297932558	0 s	N	FH 200	NaN	2011-11-09T11:51:26.0937552+01:00
22	6.412873930	0 s	N	FH 200	NaN	2011-11-09T11:51:26.0937552+01:00
23	6.527815302	0 s	N	FH 200	NaN	2011-11-09T11:51:26.0937552+01:00
24	6.642756674	0 s	N	FH 200	NaN	2011-11-09T11:51:26.0937552+01:00
25	6.757698046	0 s	N	FH 200	NaN	2011-11-09T11:51:26.0937552+01:00
26	6.872639418	0 s	N	FH 200	NaN	2011-11-09T11:51:26.0937552+01:00
27	6.987580790	0 s	N	FH 200	NaN	2011-11-09T11:51:26.0937552+01:00
28	7.102522162	0 s	N	FH 200	NaN	2011-11-09T11:51:26.0937552+01:00
29	7.217463534	0 s	N	FH 200	NaN	2011-11-09T11:51:26.0937552+01:00
30	7.332404906	0 s	N	FH 200	NaN	2011-11-09T11:51:26.0937552+01:00



Data transfer software for force-time-measurements

Features

- Force measurements can be conducted over a very short period, i.e. seconds
- A high speed data transfer to a PC is possible (with a transfer of up to 20 data sets per second) when combining the AFH FAST with SAUTER FH, FC or FL
- AFH FAST shows the results in a Force-Time-Graph and can export the data to Microsoft Excel®
- Compatible with the following operating systems: Microsoft Windows 7/8.1/10

Technical data

- Data recording rate approx. 20 measurements per second with SAUTER FH, FC and FL
- The following interface cables are supplied with the product
 - RS-232 für SAUTER FH (FH-A01)
 - RS-232 für SAUTER FL (FL-A04)
 - USB für SAUTER FL (FL-A01)

Accessories



































- **RS-232/USB adapter**, to connect peripheral devices with USB connection, SAUTER AFH 12
- **RS-232/Ethernet adapter**, for connection to an IP-based Ethernet network, SAUTER YKI-01
- **RS-232/PC connection cable** to connect models from the SAUTER FC range to a PC, SAUTER FC-A01

STANDARD



Model	
SAUTER	
AFH FAST	

Pictograms

 Adjusting program (CAL): For quick setting of the instrument's accuracy. External adjusting weight required.	 Control outputs (optocoupler, digital I/O): to connect relays, signal lamps, valves, etc.	 ZERO: Resets the display to "0".
 Calibration block: standard for adjusting or correcting the measuring device.	 Analogue interface: to connect a suitable peripheral device for analogue processing of the measurements	 Battery operation: Ready for battery operation. The battery type is specified for each device.
 Peak hold function: capturing a peak value within a measuring process.	 Statistics: using the saved values, the device calculates statistical data, such as average value, standard deviation etc.	 Rechargeable battery pack: rechargeable set.
 Scan mode: continuous capture and display of measurements.	 PC Software: to transfer the measurement data from the device to a PC.	 Mains adapter: 230V/50Hz in standard version for EU. On request GB, AUS or USA version available.
 Push and Pull: the measuring device can capture tension and compression forces.	 Printer: a printer can be connected to the device to print out the measurement data.	 Power supply: Integrated, 230V/50Hz in EU. More standards e.g. GB, AUS or USA on request.
 Length measurement: captures the geometric dimensions of a test object or the movement during a test process.	 Network interface: For connecting the scale to an Ethernet network.	 Motorised drive: The mechanical movement is carried out by a electric motor.
 Focus function: increases the measuring accuracy of a device within a defined measuring range.	 KERN Communication Protocol (KCP): It is a standardized interface command set for KERN balances and other instruments, which allows retrieving and controlling all relevant parameters and functions of the device. KERN devices featuring KCP are thus easily integrated with computers, industrial controllers and other digital systems.	 Motorised drive: The mechanical movement is carried out by a synchronous motor (stepper).
 Internal memory: to save measurements in the device memory.		 Fast-Move: the total length of travel can be covered by a single lever movement.
 Data interface RS-232: bidirectional, for connection of printer and PC.	 GLP/ISO record keeping: of measurement data with date, time and serial number. Only with SAUTER printers	 DAkkS calibration possible: The time required for DAkkS calibration is shown in days in the pictogram.
 Data interface USB: To connect the measuring instrument to a printer, PC or other peripheral devices.	 Measuring units: Weighing units can be switched to e.g. non-metric at the touch of a key. Please refer to website for more details.	 Factory calibration: The time required for factory calibration is specified in the pictogram.
 WLAN data interface: To transfer data from the balance to a printer, PC or other peripherals.	 Measuring with tolerance range (limit-setting function): Upper and lower limiting can be programmed individually. The process is supported by an audible or visual signal, see the relevant model	 Package shipment: The time required for internal shipping preparations is shown in days in the pictogram.
 Data interface Infrared: To transfer data from the measuring instrument to a printer, PC or other peripheral devices.		 Pallet shipment: The time required for internal shipping preparations is shown in days in the pictogram.

Your KERN specialist dealer: